

30 100m Freestyle Women Final

Official

NZR	Open New Zealand Long Course Record	53.91	2009-07-30	Hayley Palmer	AK
18yr NZR	18 Years New Zealand Long Course Record	55.30	2008-03-29	Hayley Palmer	AK
17yr	17 Years New Zealand Long	55.43	2022-04-08	Laura Littlejohn	

Show more

☰ Qualified 1 Heats 🏊 Summary

1 Final 13 years

heat Started at: 06:19 PM (- 6 min) Official

Lane	Competitor	Age	Club	RT	PTS	Rank	Result
0	Olivia Vivian	13	Whar...	+0.71		5	1:02.45 Entry: 1:03.62
	50m: 30.40						100m: 1:02.45 (32.05)
1	Alyssa Bai	13	Porir...	+0.51		8	1:02.95 Entry: 1:03.17
	50m: 30.12						100m: 1:02.95 (32.83)
2	Indy Leeds	13	Nort...	+0.63		6	1:02.66 Entry: 1:02.80
	50m: 29.89						100m: 1:02.66 (32.77)
3	Mila Tongalea	13	Unite...	+0.62		9	1:02.98 Entry: 1:02.66
	50m: 30.41						100m: 1:02.98 (32.57)
4	Lusia Laa Ah Scha (V)	13	Dum...	+0.77		4	1:01.75 Entry: 1:02.60
	50m: 30.17						100m: 1:01.75 (31.58)
5	Tandia Fisher	13	Whar...	+0.68		1	1:01.36 Entry: 1:02.63
	50m: 29.77						100m: 1:01.36 (31.59)
6	Lani Kim	13	Nort...	+0.66		7	1:02.54 Entry: 1:02.68
	50m: 29.90						100m: 1:02.54 (32.64)
7	Alanna Rawson	13	St P...			2	1:01.43 Entry: 1:03.07
	50m: 29.59						100m: 1:01.43 (31.84)
8	Sophie Peters	13	Hamil...	+0.67		3	1:01.61 Entry: 1:03.58
	50m: 29.72						100m: 1:01.61 (31.89)
9	Holly Sorenson	13	Porir...	+0.69		10	1:04.39 Entry: 1:03.68
	50m: 30.42						100m: 1:04.39 (33.97)

2 Final 14 years

heat Started at: 06:22 PM (- 5 min) Official

Lane	Competitor	Age	Club	RT	PTS	Rank	Result
------	------------	-----	------	----	-----	------	--------



















0	Lani Jarrett	14	St P... +0.72	9	1:03.41 Entry: 1:03.12
	50m: 30.24		100m: 1:03.41 (33.17)		
1	Lily Smith	14	Kiwi ... +0.59	7	1:02.89 Entry: 1:02.93
	50m: 29.62		100m: 1:02.89 (33.27)		
2	Luisa Palmer	14	Wan... +0.68	4	1:01.59 Entry: 1:02.44
	50m: 29.35		100m: 1:01.59 (32.24)		
3	Bianca Chan	14	Rosk... +0.67	2	1:00.83 Entry: 1:01.82
	50m: 28.97		100m: 1:00.83 (31.86)		
4	Kiri Yamagami	14	Club ... +0.73	1	59.73 Entry: 1:00.51
	50m: 28.33		100m: 59.73 (31.40)		
5	Laila Upton	14	Capit... +0.71	3	1:01.19 Entry: 1:01.65
	50m: 29.03		100m: 1:01.19 (32.16)		
6	Ellie Weeks (V)	14	Austr... +0.73	5	1:01.60 Entry: 1:02.21
	50m: 29.47		100m: 1:01.60 (32.13)		
7	Bella McEntyre	14	Taieri... +0.73	6	1:01.84 Entry: 1:02.78
	50m: 29.74		100m: 1:01.84 (32.10)		
8	Lucy Lidbetter (V)	14	Austr... +0.62	8	1:02.94 Entry: 1:03.02
	50m: 29.72		100m: 1:02.94 (33.22)		
9	Ella Wilson	14	Selw... +0.81	9	1:03.41 Entry: 1:03.35
	50m: 30.30		100m: 1:03.41 (33.11)		

3 heat		Final 15 years						Official
Started at: 06:25 PM (- 5 min)								
Lane	Competitor	Age	Club	RT	PTS	Rank	Result	
0	Camille Jarcet (V)	15	New ... +0.76	9	1:01.31 Entry: 1:01.73			
	50m: 29.25		100m: 1:01.31 (32.06)					
1	Alex McIntosh	15	Unite... +0.68	6	1:00.78 Entry: 1:01.48			
	50m: 29.23		100m: 1:00.78 (31.55)					
2	Charlotte Aburn	15	Nept... +0.68	3	59.94 Entry: 1:01.24			
	50m: 29.11		100m: 59.94 (30.83)					
3	Millie Bell	15	Nort... +0.72	2	59.02 Entry: 1:01.16			
	50m: 28.55		100m: 59.02 (30.47)					
4	Milan Glintmeyer	15	Coas... +0.77	1	57.07 Entry: 1:00.40			
	50m: 27.80		100m: 57.07 (29.27)					
5	Kayla Knight	15	Unite... +0.65	4	1:00.38 Entry: 1:00.89			
	50m: 28.58		100m: 1:00.38 (31.80)					

6	Genaya Baker	15	Swi...	+0.73	7	1:01.03	Entry: 1:01.21
	50m: 29.34		100m: 1:01.03 (31.69)				
7	Sophie Martin	15	Swi...	+0.55	8	1:01.27	Entry: 1:01.37
	50m: 29.57		100m: 1:01.27 (31.70)				
8	Mia MacDonald	15	Unite...	+0.77	10	1:01.39	Entry: 1:01.58
	50m: 29.13		100m: 1:01.39 (32.26)				
9	Meila Gwiazdzinski	15	Stratf...	+0.68	5	1:00.75	Entry: 1:01.83
	50m: 29.00		100m: 1:00.75 (31.75)				

4 heat		Final 16 years		Started at: 06:28 PM (- 5 min)		Official	
Lane	Competitor	Age	Club	RT	PTS	Rank	Result
0	Helena Huettmeyer	16	Coas...	+0.74	9	1:01.53	Entry: 1:01.61
	50m: 29.45		100m: 1:01.53 (32.08)				
1	Rylee McBride	16	Whar...	+0.74	7	1:00.55	Entry: 1:01.32
	50m: 28.74		100m: 1:00.55 (31.81)				
2	Mia Laban (V)	16	Howi...	+0.71	1	57.98	Entry: 1:00.85
	50m: 27.86		100m: 57.98 (30.12)				
3	Charlotte Parmenter	16	Jasi ...	+0.74	4	59.16	Entry: 1:00.76
	50m: 28.44		100m: 59.16 (30.72)				
4	Chloe Peters	16	Hamil...	+0.64	3	58.95	Entry: 59.64
	50m: 28.40		100m: 58.95 (30.55)				
5	Olivia Emmett	16	Club ...	+0.73	2	58.00	Entry: 59.71
	50m: 28.02		100m: 58.00 (29.98)				
6	Ellen Watt (V)	16	Austr...	+0.71	6	1:00.47	Entry: 1:00.81
	50m: 29.07		100m: 1:00.47 (31.40)				
7	Holli Macdonald	16	Enter...	+0.61	5	1:00.34	Entry: 1:00.92
	50m: 29.07		100m: 1:00.34 (31.27)				
8	Ania Maritz	16	Nort...	+0.71	8	1:01.01	Entry: 1:01.43
	50m: 29.46		100m: 1:01.01 (31.55)				
9	Zaniqua Pratt-Smith	16	Mt M...	+0.73	10	1:02.53	Entry: 1:01.97
	50m: 29.53		100m: 1:02.53 (33.00)				

5 heat		Final 17-18 years		Started at: 06:31 PM (- 4 min)		Official	
Lane	Competitor	Age	Club	RT	PTS	Rank	Result
0	Olivia Sweetman	18	Howi...	+0.79	10	1:00.50	Entry: 1:00.67

	50m: 29.29	100m: 1:00.50 (31.21)					
1	 Brooke Bennett	17  Nort... +0.77	7	59.51	Entry: 59.25		
	50m: 28.75	100m: 59.51 (30.76)					
2	 Zoe Pedersen	17  Coas... +0.70	1	56.31	Entry: 58.65		
	50m: 27.31	100m: 56.31 (29.00)					
3	 Milana Tapper	18  St P... +0.69	2	56.33	Entry: 57.77		
	50m: 27.62	100m: 56.33 (28.71)					
4	 Summer Osborne	18  Nort... +0.70	3	56.75	Entry: 57.33		
	50m: 27.24	100m: 56.75 (29.51)					
5	 Amelia Bray	17  Nort... +0.74	4	57.05	Entry: 57.48		
	50m: 27.44	100m: 57.05 (29.61)					
6	 Stacey Morgan	17  Trito... +0.68	6	58.69	Entry: 58.34		
	50m: 28.07	100m: 58.69 (30.62)					
7	 Eva Allan	18  Club ... +0.63	5	58.53	Entry: 59.21		
	50m: 28.39	100m: 58.53 (30.14)					
8	 Louise Ecclestone	17  Unite... +0.65	8	1:00.12	Entry: 59.73		
	50m: 28.91	100m: 1:00.12 (31.21)					
9	 Samantha Wilson	18  Nels... +0.72	9	1:00.22	Entry: 1:00.77		
	50m: 29.04	100m: 1:00.22 (31.18)					